



July 2016 Air Quality Summary Report

Barangaroo South – Remediation Works

Licence Number: 13336

Licensee: Barangaroo Delivery Authority

Licensee Address: Level 21, 201 Kent Street, Sydney

Sampling period: 1-31 July 2016

Date provided to Licensee: 25 August 2016

Date published: 31 August 2016

July 2016 Air Quality Summary Report

Barangaroo South –Remediation Works


This report has been compiled to summarise results of air quality monitoring at Barangaroo South in July 2016 in accordance with [EPL number 13336](#). This data is for samples taken from 1 to 31 July 2016. The data was provided to the Barangaroo Delivery Authority (the Licencee) on 19 August 2016.

Lend Lease conducts continuous air quality monitoring at Barangaroo South to measure air quality and assist the construction team implement appropriate environmental controls on site.

Air quality monitoring is carried out in accordance with all relevant authority and statutory requirements. Monitoring parameters include particulate matter less than 10 microns (PM10), total solid particles (TSP), metals, polycyclic aromatic hydrocarbons (PAHs) and volatile organic compounds (VOCs).




Air quality monitoring locations

Air quality monitoring locations are located as shown below:



Approximate location of air monitoring equipment

Legend

-  Ambient Air Quality Monitoring – EPL Point
-  Ambient Odour Monitoring Point
-  Enclosure Discharge Point – EPL Point



Monitoring results – ISCO Remediation Trial

During July 2016 remediation trial activities were undertaken in accordance with relevant management plans with specific controls implemented during this reporting period which included:

- Deodorising and foaming unit to suppress odours
- Sealed vacuum unit with granular activated carbon filters
- Operation of Multi-phase extraction (MPE) units and the Soil Vapour Extraction (SVE) units to control vapours
- Sealed liquid extraction units

Volatile Organic Compounds (VOCs) – Hickson Road Trial discharge

Monitoring Parameter	EPL Point 1 1 hour average (mg/m ³)
Average (mg/m ³)	0.48
Minimum (mg/m ³)	0.00
Maximum (mg/m ³)	1.43
Limit	10 mg/m³

Frequency

Parameter	Frequency	EPL Point 1
VOCs as n-propane equivalent	Monitoring frequency required by licence	Continuous
	No. of samples required by licence	
	No. of samples collected & analysed	

Monitoring results – Perimeter Retention Wall works

During July 2016 construction of the perimeter retention wall was undertaken in accordance with relevant management plans with specific controls implemented during this reporting period which included:

- Negative pressure excavation enclosures
- Granulated Activated Carbon filter system
- Emissions Control System

Volatile Organic Compounds (VOCs) – Perimeter Retention Wall

Monitoring Parameter	EPL Point 2 (mg/m ³)	EPL Point 3 1 hour average (mg/m ³)
Average (mg/m ³)	0.43	0.02
Minimum (mg/m ³)	0.00	0.00
Maximum (mg/m ³)	2.00	0.84
Limit	10 mg/m³	5 mg/m³

Frequency

Parameter	Frequency	EPL Point 2	EPL Point 3
VOCs as n-propane equivalent	Monitoring frequency required by licence	Daily (during work)	Continuous
	No. of samples required by licence	26	
	No. of samples collected & analysed	26	



Monitoring results – Ambient air quality

Monitoring at ambient locations around the construction site was undertaken as per the EPL 13336.

These locations correspond to the following licenced monitoring locations, as shown in the figure above:

- Northern: EPL Point 4
- Eastern: EPL Point 5
- Southern: EPL Point 6

PM10

Monitoring Parameter	EPL Point 4 (µg/m ³)	EPL Point 5 (µg/m ³)	EPL Point 6 (µg/m ³)
Average	17.3	9.0	3.7
Minimum (24hr)	9.3	2.4	0.9
Maximum (24hr)	28.3	49.1	8.6

Volatile Organic Compounds (VOCs) – Ambient

Monitoring Parameter	EPL Point 4 (ppm)	EPL Point 5 (ppm)	EPL Point 6 (ppm)
Average	<0.1	<0.1	<0.1
Minimum (24hr)	<0.1	<0.1	<0.1
Maximum (24hr)	<0.1	<0.1	<0.1

Total Solid Particles (TSP)

Monitoring Parameter	EPL Point 4 - TSP (µg/m ³)	EPL Point 6 - TSP (µg/m ³)
06/07/2016	75.46	56.75
12/07/2016	89.58	32.26
18/07/2016	40.66	28.83
24/07/2016	41.80	26.20
30/07/2016	47.05	38.24
Rolling annual average	54.6	45.8
Annual average criteria	90	90

PAHs

Monitoring Parameter	EPL Point 4 (ng/m ³)		EPL Point 6 (ng/m ³)	
	Total PAH	Benzo(a) pyrene	Total PAH	Benzo(a) pyrene
06/07/2016	<3	<2	<3	<2
12/07/2016	<3	<2	<3	<2
18/07/2016	<3	<2	<3	<2
24/07/2016	<3	<2	<3	<2
30/07/2016	<3	<2	<3	<2
1 Hour Average Criteria (indicative purposes) (PAHs as BaP) (ng/m ³)	400			



Metals

Date	Location	Concentration (ng/m ³)												
		Sb	As	Cd	Pb	Hg	Be	Cr	Co	Mn	Ni	Se	Sn	V
06/07/2016	EPL Point 4	20	<5.2	<1.3	4.1	<0.5	<2.6	6	2.5	27	4.1	<13	<5.2	2.9
	EPL Point 6	<13	<5.2	<1.3	3.3	<0.5	<2.6	5.3	2.2	23	5.5	<13	<5.2	<2.6
12/07/2016	EPL Point 4	<13	<5.2	<1.3	4	<0.5	<2.6	7.8	2.8	21	4	<13	<5.2	<2.6
	EPL Point 6	<13	<5.2	<1.3	3.3	<0.5	<2.6	2.2	<1.3	8.3	<2.6	<13	<5.2	<2.6
18/07/2016	EPL Point 4	<13	<5.2	<1.3	3.9	<0.5	<2.6	2.5	<1.3	8.8	<2.6	<13	<5.2	3.2
	EPL Point 6	<13	<5.2	<1.3	3.4	<0.5	<2.6	2.4	<1.3	10	2.8	<13	<5.2	3.4
24/07/2016	EPL Point 4	<13	<5.2	<1.3	4	<0.5	<2.6	2.9	<1.3	8.4	3	<13	<5.2	<2.6
	EPL Point 6	<13	<5.2	<1.3	3.2	<0.5	<2.6	1.9	<1.3	3.6	<2.6	<13	<5.2	<2.6
30/07/2016	EPL Point 4	<13	<5.2	<1.3	5.4	<0.5	<2.6	2.6	<1.3	9.5	<2.6	<13	<5.2	3.3
	EPL Point 6	<13	<5.2	<1.3	5.9	<0.5	<2.6	2.4	<1.3	8.4	2.6	<13	<5.2	5
EPL Point 4 Annual Average		-	-	-	4.6	-	-	-	-	-	-	-	-	-
EPL Point 6 Annual Average		-	-	-	4.5	-	-	-	-	-	-	-	-	-
1 Hour Average Criteria (indicative purposes)		9	90	18	-	180	4	90	-	1800 0	180	-	-	-
No. of 1 hr Exceedances		0	0	0	0	0	0	0	N/A	0	0	N/A	N/A	N/A
Annual Average Criteria					500									

Frequencies – Ambient Monitoring

Parameter	Frequency	EPL Point 4	EPL Point 5	EPL Point 6
TSP, PAHs, metallic compounds	Monitoring frequency required by licence	24 Hours every 6 days		
	No. of samples required by licence	5	N/A	5
	No. of samples collected & analysed	5	N/A	5
VOCs	Monitoring frequency required by licence	Daily (during work)		
	No. of samples required by licence*	26	26	26
	No. of samples collected & analysed*	26	26	26
PM10	Monitoring frequency required by licence	Continuous		
	No. of samples required by licence			
	No. of samples collected & analysed			