

Barangaroo

How media can access the Barangaroo Delivery Authority image library

The Barangaroo Delivery Authority has an extensive image library that allows media to search for and download high-resolution professional photographs of Barangaroo **for editorial purposes**.

The library includes images of Barangaroo events, aerial shots, construction, architecture, design, landscaping, art, indigenous and historical photos. These images are available at no cost and include detailed captions and credits.

How to access the image library:

STEP 1

Go to www.images.barangaroo.com and click on **Register**.

STEP 2

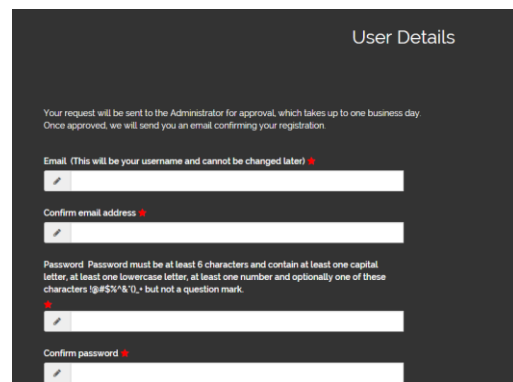
Register as a user.

You will be asked to verify the purpose of your registration – please provide as much detail as possible about your role, why you need images and the publications/platforms where they will be published.

If you are a freelance journalist, you **must** provide details of your commissioning editor/s. Your registration will then be sent to the Barangaroo Delivery Authority to assess and approve at their earliest convenience.

STEP 3

Once you receive the email confirming your registration, return to www.images.barangaroo.com and log in.

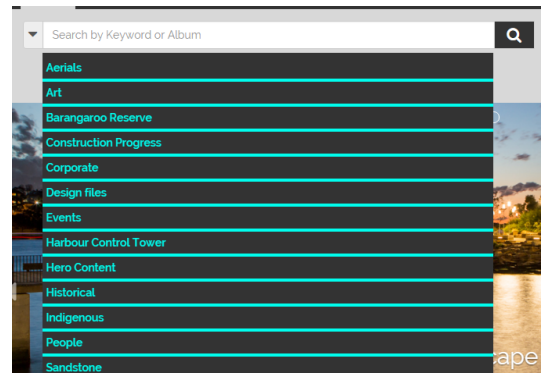


Barangaroo

STEP 4

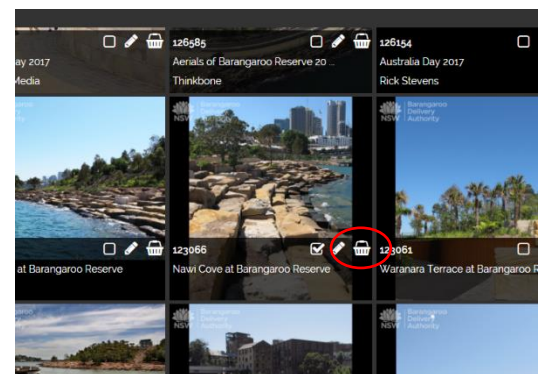
To browse the library of images, click in the **Search** toolbar. A drop-down menu of photo albums will appear.

Simply select the album relevant to your needs, or search for images by typing a specific keyword into the search toolbar.



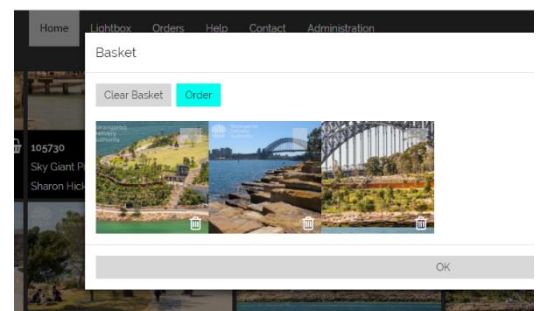
STEP 5

To select an image to download, add it to your **Basket** by clicking on the basket icon.



STEP 6

Once you have finalised your selection and added all images to your basket, click on the basket icon in the top right corner of the screen and then click **Order**.

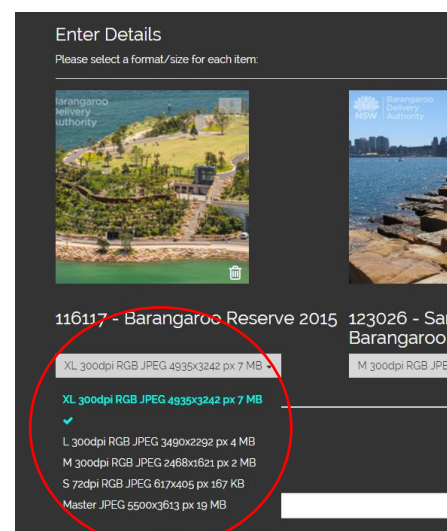


STEP 7

Select the preferred resolution of each image by clicking on the drop-down list arrow.

If you need them for online editorial purposes only, choose **Small**.

If you need them for high quality print purposes, choose **Extra Large** or **Master**.



Barangaroo

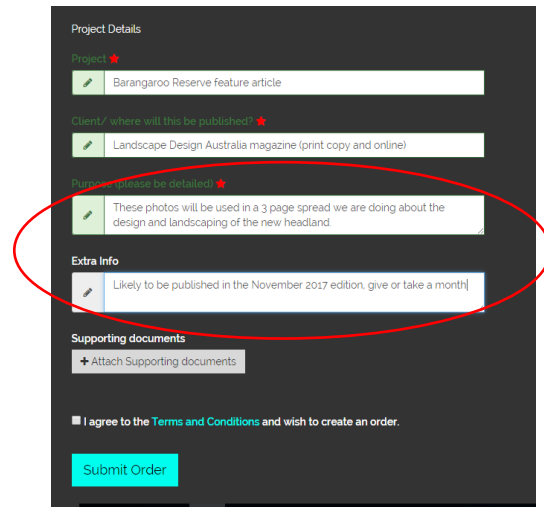
STEP 8

Complete the Project Details form.

To ensure your order is approved, provide detailed information about the **Purpose** of your order, including where and when the images will be published.

All users must read and agree to the **Terms and Conditions**, which provide you with a license to use each image for 12 months from the date of download.

Once all details are complete in the form, please click the **Submit Order** button.



The screenshot shows a 'Project Details' form with the following fields:

- Project:** Barangaroo Reserve feature article
- Client / where will this be published?:** Landscape Design Australia magazine (print copy and online)
- Purpose / purpose for creation:** These photos will be used in a 3 page spread we are doing about the design and landscaping of the new headland. (This field is circled in red in the image)
- Extra Info:** Likely to be published in the November 2017 edition, give or take a month!
- Supporting documents:** Attach Supporting documents
- I agree to the Terms and Conditions and wish to create an order.
- Submit Order** button

STEP 9

Your order will be approved at no cost, providing the images selected are being used for legitimate editorial purposes.

Once approved, you will receive an email with a link to the photos.

Your order from Barangaroo Delivery Authority Media Gallery is now ready.

Item No.: 128990
Title: Architecture at Barangaroo
Format: L 300dpi RGB JPEG
Mandatory credit: Barangaroo Delivery Authority

Item No.: 128989
Title: Architecture at Barangaroo
Format: L 300dpi RGB JPEG
Mandatory credit: Barangaroo Delivery Authority

Media requiring more information can contact:

Tim Archer, Director Media Communication
Barangaroo Delivery Authority
02 9255 1718

tim.archer@barangaroo.nsw.gov.au